

SITE BENCHMARK #1
EL. 80.3 ON TYPICAL
ELEVATION 710.78

FREDRICK ST.

Arlington Heights Firetruck
Column

Arlington Heights Firetruck
Column

Arlington Heights Firetruck
Column

Arlington Heights Firetruck
Column

Arlington Heights Firetruck
Column

Arlington Heights Firetruck
Column

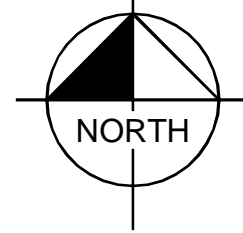
EXISTING BUILDING

PROPOSED BUILDING EXPANSION
± 6,395 SF
FFE = 702.00

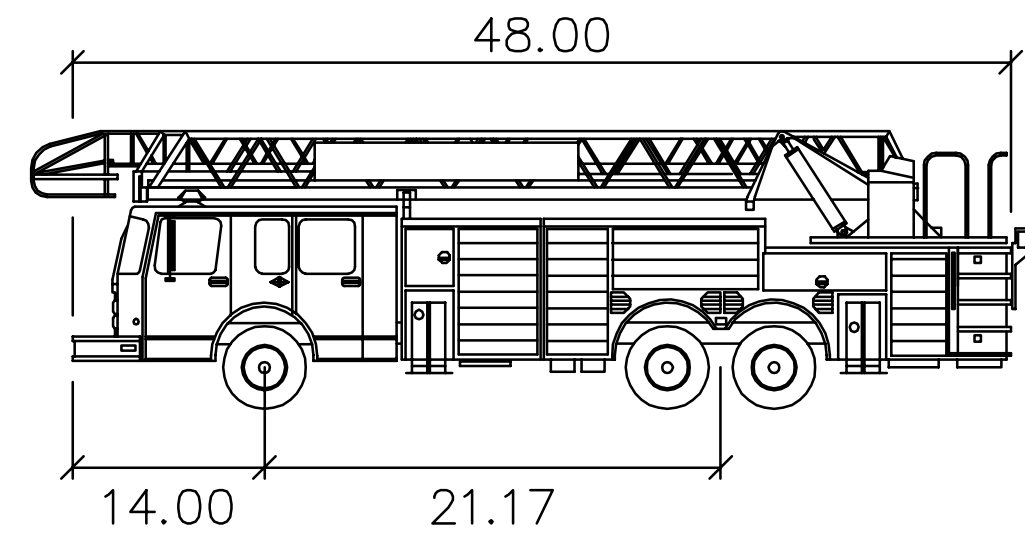
DRY BOTTOM
DETENTION BASIN
HWL = 692.81

ARLINGTON HEIGHTS RD.

PINE AVE.



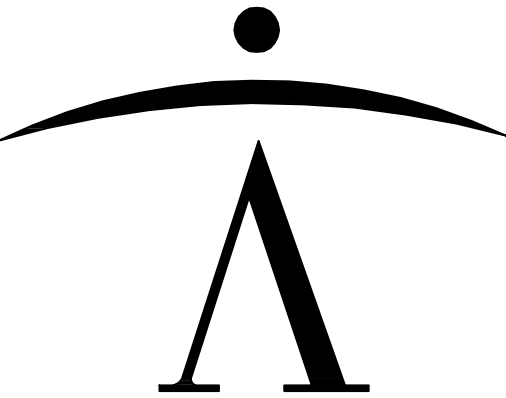
GRAPHIC SCALE IN FEET
0 15 30 60



Arlington Heights Fire Truck

feet

Width : 8.50
Track : 8.50
Lock to Lock Time : 6.0
Steering Angle : 40.0



newman architecture
1730 Park Street, Suite 115, Naperville, Illinois 60563-2611
(630) 420-1600 FAX (630) 420-1987 www.newmanarchitecture.com

Participating Consultants:

Kimley»Horn
© 2015 KIMLEY-HORN AND ASSOCIATES, INC.
1001 WARRENVILLE ROAD, SUITE 350,
Lisle, IL 60532
PHONE: 630-487-5550
WWW.KIMLEY-HORN.COM

PROJECT NAME:

VILLAGE SUBMITTAL

**CHURCH ADDITION
AND RENOVATION**

831 N. ARLINGTON HEIGHTS ROAD
ARLINGTON HEIGHTS, ILLINOIS 60004

FOR
ST. JAMES PARISH

AND
THE ARCHDIOCESE OF CHICAGO

DRAWING TITLE:

**FIRE TRUCK
ROUTING EXHIBIT**

PROJECT NO.: 168144008 DATE: 10/5/17

1 OF 1